



# Report for STAT 152-1001 Intro to Statistics 115919 Bowen Liu

Project Title: **UNLV Fall 2021 Course Evaluations**

Course Audience: **23**  
Responses Received: **8**  
Response Ratio: **34.78%**

---

Creation Date: **Monday, December 20, 2021**

## Overall Course Mean

Competency	Mean
Instructor Items:	4.54
Course Items:	4.65
Total Score	4.59

## Evaluation Summary

### Course Items

	Resp	Strongly Agree	Agree	Neutral	Disagree	Strongly Disagree	Mean	Std Dev	Min	Max
This course increased my knowledge.	8	50.00%	50.00%	0.00%	0.00%	0.00%	4.50	0.53	4.00	5.00
The course objectives were clear.	8	62.50%	37.50%	0.00%	0.00%	0.00%	4.63	0.52	4.00	5.00
This course provided sufficient opportunity for me to learn.	8	75.00%	25.00%	0.00%	0.00%	0.00%	4.75	0.46	4.00	5.00
This course challenged me intellectually.	8	62.50%	37.50%	0.00%	0.00%	0.00%	4.63	0.52	4.00	5.00
My grades up to this point adequately reflect the quality of my performance in this course.	8	75.00%	25.00%	0.00%	0.00%	0.00%	4.75	0.46	4.00	5.00

### Instructor Items

	Resp	Strongly Agree	Agree	Neutral	Disagree	Strongly Disagree	Mean	Std Dev	Min	Max
The instructor was well prepared for each session.	8	62.50%	37.50%	0.00%	0.00%	0.00%	4.63	0.52	4.00	5.00
The instructor's explanations were clear.	8	25.00%	75.00%	0.00%	0.00%	0.00%	4.25	0.46	4.00	5.00
The instructor was concerned with whether or not the students learned the material.	8	50.00%	50.00%	0.00%	0.00%	0.00%	4.50	0.53	4.00	5.00
The instructor was available for consultation with students.	8	50.00%	50.00%	0.00%	0.00%	0.00%	4.50	0.53	4.00	5.00
The instructor's assessments reflected what was covered in the course.	8	62.50%	37.50%	0.00%	0.00%	0.00%	4.63	0.52	4.00	5.00
The instructor made a significant impact on my understanding of the course content.	8	50.00%	50.00%	0.00%	0.00%	0.00%	4.50	0.53	4.00	5.00
The instructor's expectations for assignments were clear.	8	75.00%	25.00%	0.00%	0.00%	0.00%	4.75	0.46	4.00	5.00

## Learning Ratings

### Learning Subscale

	Resp	Strongly Agree	Agree	Neutral	Disagree	Strongly Disagree	Mean	Std Dev	Min	Max
This course increased my knowledge.	8	50.00%	50.00%	0.00%	0.00%	0.00%	4.50	0.53	4.00	5.00
This course provided sufficient opportunity for me to learn.	8	75.00%	25.00%	0.00%	0.00%	0.00%	4.75	0.46	4.00	5.00
This course challenged me intellectually.	8	62.50%	37.50%	0.00%	0.00%	0.00%	4.63	0.52	4.00	5.00
The instructor made a significant impact on my understanding of the course content.	8	50.00%	50.00%	0.00%	0.00%	0.00%	4.50	0.53	4.00	5.00

## Assessment Ratings

### Assessment Subscale

	Resp	Strongly Agree	Agree	Neutral	Disagree	Strongly Disagree	Mean	Std Dev	Min	Max
The course objectives were clear.	8	62.50%	37.50%	0.00%	0.00%	0.00%	4.63	0.52	4.00	5.00
My grades up to this point adequately reflect the quality of my performance in this course.	8	75.00%	25.00%	0.00%	0.00%	0.00%	4.75	0.46	4.00	5.00
The instructor's assessments reflected what was covered in the course.	8	62.50%	37.50%	0.00%	0.00%	0.00%	4.63	0.52	4.00	5.00
The instructor's expectations for assignments were clear.	8	75.00%	25.00%	0.00%	0.00%	0.00%	4.75	0.46	4.00	5.00

## Instruction Ratings

### Instructor Subscale

	Resp	Strongly Agree	Agree	Neutral	Disagree	Strongly Disagree	Mean	Std Dev	Min	Max
The instructor was well prepared for each session.	8	62.50%	37.50%	0.00%	0.00%	0.00%	4.63	0.52	4.00	5.00
The instructor's explanations were clear.	8	25.00%	75.00%	0.00%	0.00%	0.00%	4.25	0.46	4.00	5.00
The instructor was concerned with whether or not the students learned the material.	8	50.00%	50.00%	0.00%	0.00%	0.00%	4.50	0.53	4.00	5.00
The instructor was available for consultation with students.	8	50.00%	50.00%	0.00%	0.00%	0.00%	4.50	0.53	4.00	5.00

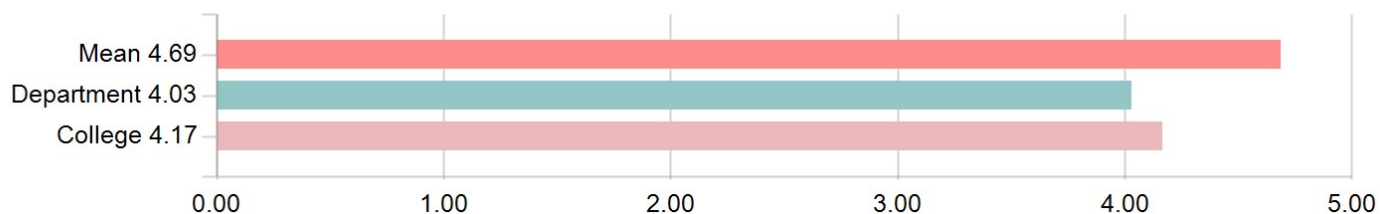
## Comparative Response Analysis

### Learning Ratings

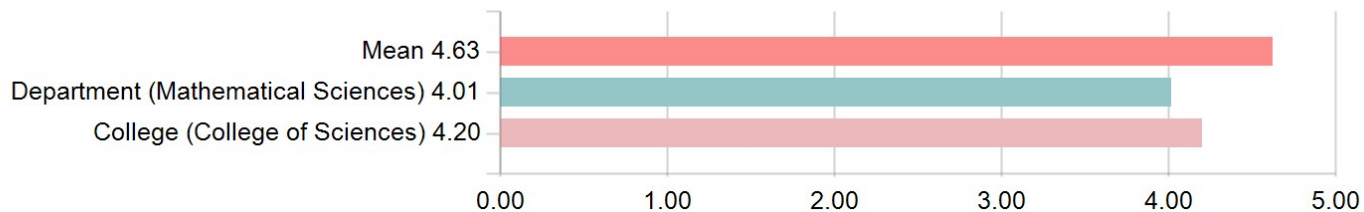


## Assessment Ratings

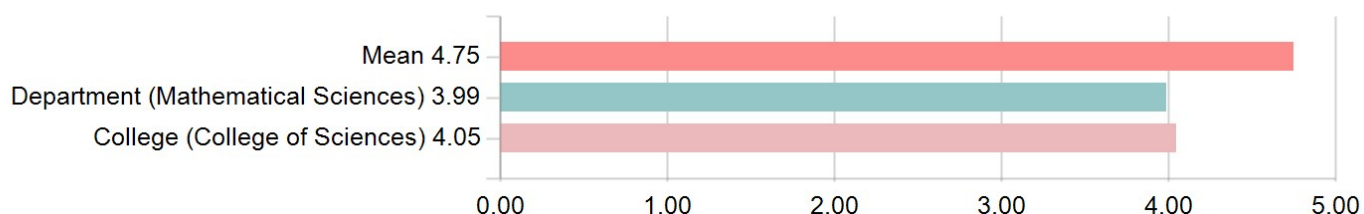
### Overall



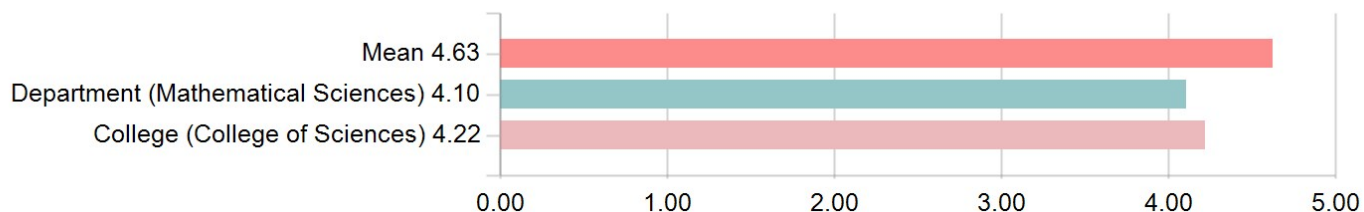
### 1. The course objectives were clear.



### 2. My grades up to this point adequately reflect the quality of my performance in this course.



### 3. The instructor's assessments reflected what was covered in the course.

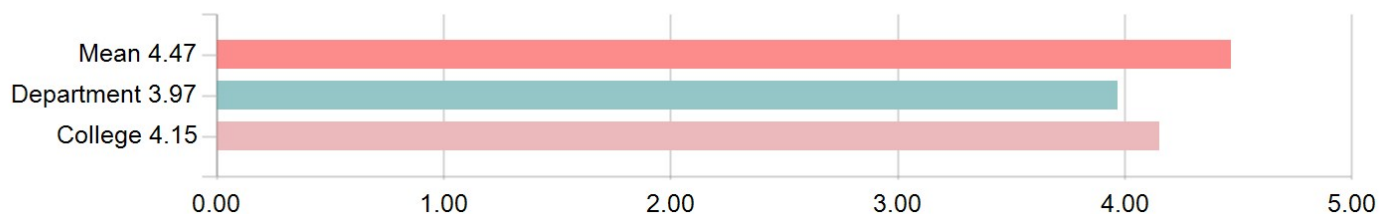


### 4. The instructor's expectations for assignments were clear.

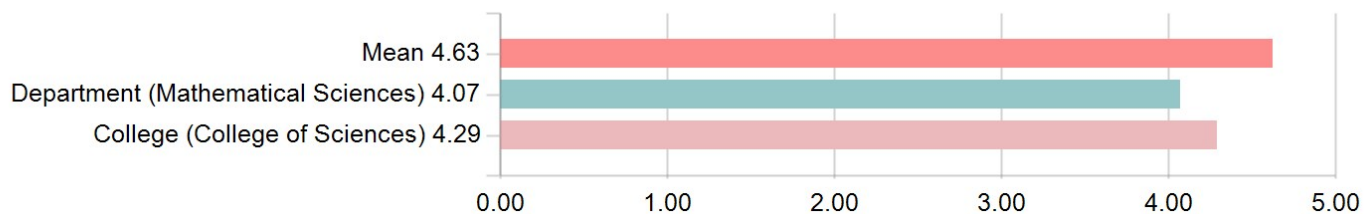


## Instructor Ratings

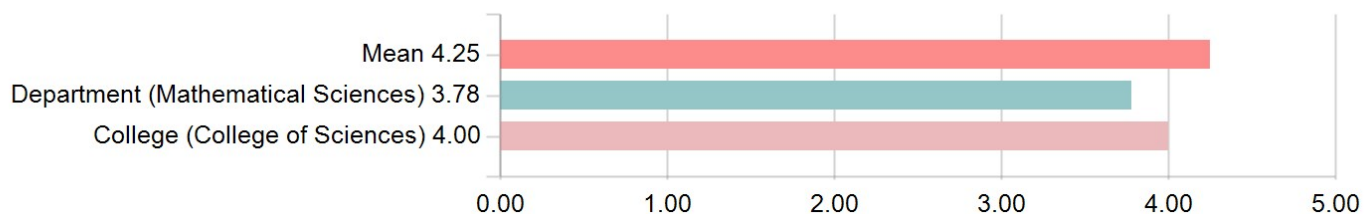
### Overall



### 1. The instructor was well prepared for each session.



### 2. The instructor's explanations were clear.



### 3. The instructor was concerned with whether or not the students learned the material.



### 4. The instructor was available for consultation with students.



## Ranking Summary

Highest Ranked Items			
1	This course provided sufficient opportunity for me to learn.	Course Items:	4.75
2	My grades up to this point adequately reflect the quality of my performance in this course.	Course Items:	4.75
3	The instructor's expectations for assignments were clear.	Instructor Items:	4.75
Lowest Ranked Items			
1	The instructor's explanations were clear.	Instructor Items:	4.25
2	This course increased my knowledge.	Course Items:	4.50
3	The instructor was concerned with whether or not the students learned the material.	Instructor Items:	4.50

## Open Ended Comments

### List at least two things positive about this course:

Comments
Great help with home work assignment. Very detailed explanation.
Going over problems we were expected to know was helpful like the assignments or practice exam. He shows what commands to use or how to use software to perform the calculations which is very helpful since calculations can become dense. Recorded lectures help!
Homework and exam problems were easy to understand and related back to what was in the lecture material, and he was always offering places for people to ask questions of him
The course did not have an overwhelming large workload and the professor always made it known that we can email him and ask questions during class. When questions were asked, he thoroughly explains and makes sure the student understands as well.
Good lectures, quick response to concerns/questions.
Awesome instructor and cares for his students
Professor was patient and took the time to explain concepts with students having difficulty. Well scheduled with homework assignments and total workload.

### List at least two things that would improve this course:

Comments
Have the lectures for the specific slide not just using one from a different class. It gets confusing.
Maybe presentation sometimes there were alot of unused slides so it can be confusing what we was essential to know and apply vs. what was for our knowledge vs. what we didn't need. Professor Bowen Liu keeps the content organized so following along is easy
More practice problems during the class and less reliance on the technology–calculated aspects of the problems; I'd rather solve things by hand like we've been conditioned to.
At times the professor can be difficult to understand but he takes the time for each student. I think we would benefit from also watching videos from outside sources rather than the professor lecturing every class for over an hour straight.
Nothing.
I like the learn ahead method. Where an assignment is given over material we havent covered and come into the next class with questions or any concepts students couldnt understand.



## Additional College or Department Questions

This section could be *blank* if there are no additional questions from the College or Department offering this course.

### Mathematical Sciences Course Items

	Resp	Strongly Agree	Agree	Neutral	Disagree	Strongly Disagree	Mean	Std Dev	Min	Max
This course was well organized.	8	75.00%	25.00%	0.00%	0.00%	0.00%	4.75	0.46	4.00	5.00
The exams and grading system were fair and efficient.	8	87.50%	12.50%	0.00%	0.00%	0.00%	4.88	0.35	4.00	5.00

### Mathematical Sciences Instructor Items

	Resp	Strongly Agree	Agree	Neutral	Disagree	Strongly Disagree	Mean	Std Dev	Min	Max
The instructor helped me understand the course material	8	62.50%	37.50%	0.00%	0.00%	0.00%	4.63	0.52	4.00	5.00
The instructor stimulated my interest in the subject.	8	25.00%	50.00%	25.00%	0.00%	0.00%	4.00	0.76	3.00	5.00
The instructor was accessible and interested in my progress as a student.	8	75.00%	0.00%	25.00%	0.00%	0.00%	4.50	0.93	3.00	5.00
Overall Instructor Evaluation: In general, this instructor is a good teacher.	8	75.00%	25.00%	0.00%	0.00%	0.00%	4.75	0.46	4.00	5.00