



Report for STAT 152-1001 Intro to Statistics 115919 Bowen Liu

Project Title: **UNLV Spring 2022 Course Evaluations**

Course Audience: **44**
Responses Received: **16**
Response Ratio: **36.36%**



Creation Date: **Wednesday, May 18, 2022**

Overall Course Mean

Competency	Mean
Course Items:	4.11
Instructor Items:	4.26
Total Score	4.19

Evaluation Summary

Course Items

	Resp	Strongly Agree	Agree	Neutral	Disagree	Strongly Disagree	Mean	Std Dev	Min	Max
This course increased my knowledge.	16	37.50%	37.50%	18.75%	6.25%	0.00%	4.06	0.93	2.00	5.00
The course objectives were clear.	16	25.00%	43.75%	25.00%	6.25%	0.00%	3.88	0.89	2.00	5.00
This course provided sufficient opportunity for me to learn.	16	37.50%	43.75%	12.50%	6.25%	0.00%	4.13	0.89	2.00	5.00
This course challenged me intellectually.	16	43.75%	50.00%	6.25%	0.00%	0.00%	4.38	0.62	3.00	5.00
My grades up to this point adequately reflect the quality of my performance in this course.	16	43.75%	31.25%	18.75%	6.25%	0.00%	4.13	0.96	2.00	5.00

Instructor Items

	Resp	Strongly Agree	Agree	Neutral	Disagree	Strongly Disagree	Mean	Std Dev	Min	Max
The instructor was well prepared for each session.	16	50.00%	31.25%	12.50%	6.25%	0.00%	4.25	0.93	2.00	5.00
The instructor's explanations were clear.	16	31.25%	31.25%	37.50%	0.00%	0.00%	3.94	0.85	3.00	5.00
The instructor was concerned with whether or not the students learned the material.	16	56.25%	37.50%	0.00%	6.25%	0.00%	4.44	0.81	2.00	5.00
The instructor was available for consultation with students.	16	43.75%	43.75%	12.50%	0.00%	0.00%	4.31	0.70	3.00	5.00
The instructor's assessments reflected what was covered in the course.	16	62.50%	31.25%	6.25%	0.00%	0.00%	4.56	0.63	3.00	5.00
The instructor made a significant impact on my understanding of the course content.	16	37.50%	31.25%	25.00%	6.25%	0.00%	4.00	0.97	2.00	5.00
The instructor's expectations for assignments were clear.	16	37.50%	56.25%	6.25%	0.00%	0.00%	4.31	0.60	3.00	5.00

Learning Ratings

Learning Subscale

	Resp	Strongly Agree	Agree	Neutral	Disagree	Strongly Disagree	Mean	Std Dev	Min	Max
This course increased my knowledge.	16	37.50%	37.50%	18.75%	6.25%	0.00%	4.06	0.93	2.00	5.00
This course provided sufficient opportunity for me to learn.	16	37.50%	43.75%	12.50%	6.25%	0.00%	4.13	0.89	2.00	5.00
This course challenged me intellectually.	16	43.75%	50.00%	6.25%	0.00%	0.00%	4.38	0.62	3.00	5.00
The instructor made a significant impact on my understanding of the course content.	16	37.50%	31.25%	25.00%	6.25%	0.00%	4.00	0.97	2.00	5.00

Assessment Ratings

Assessment Subscale

	Resp	Strongly Agree	Agree	Neutral	Disagree	Strongly Disagree	Mean	Std Dev	Min	Max
The course objectives were clear.	16	25.00%	43.75%	25.00%	6.25%	0.00%	3.88	0.89	2.00	5.00
My grades up to this point adequately reflect the quality of my performance in this course.	16	43.75%	31.25%	18.75%	6.25%	0.00%	4.13	0.96	2.00	5.00
The instructor's assessments reflected what was covered in the course.	16	62.50%	31.25%	6.25%	0.00%	0.00%	4.56	0.63	3.00	5.00
The instructor's expectations for assignments were clear.	16	37.50%	56.25%	6.25%	0.00%	0.00%	4.31	0.60	3.00	5.00

Instruction Ratings

Instructor Subscale

	Resp	Strongly Agree	Agree	Neutral	Disagree	Strongly Disagree	Mean	Std Dev	Min	Max
The instructor was well prepared for each session.	16	50.00%	31.25%	12.50%	6.25%	0.00%	4.25	0.93	2.00	5.00
The instructor's explanations were clear.	16	31.25%	31.25%	37.50%	0.00%	0.00%	3.94	0.85	3.00	5.00
The instructor was concerned with whether or not the students learned the material.	16	56.25%	37.50%	0.00%	6.25%	0.00%	4.44	0.81	2.00	5.00
The instructor was available for consultation with students.	16	43.75%	43.75%	12.50%	0.00%	0.00%	4.31	0.70	3.00	5.00

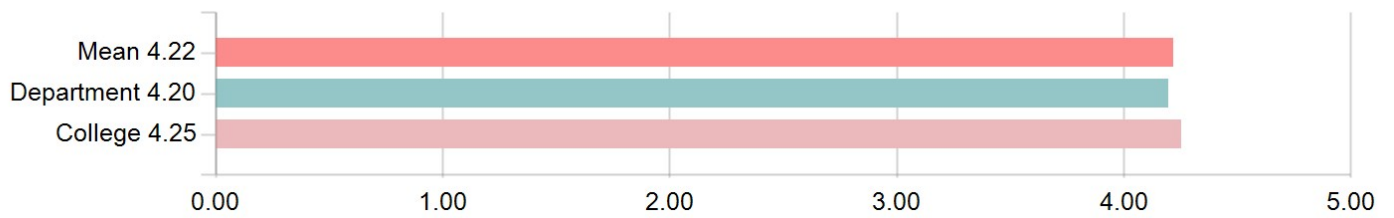
Comparative Response Analysis

Learning Ratings

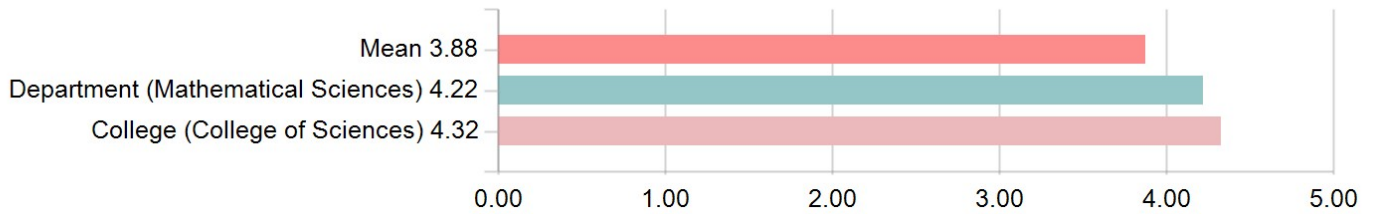


Assessment Ratings

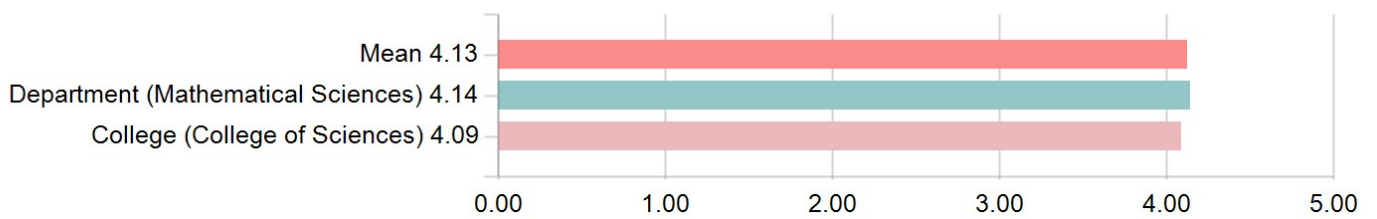
Overall



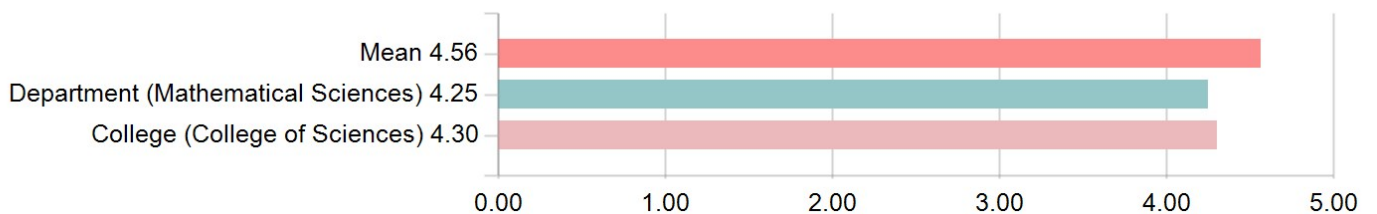
1. The course objectives were clear.



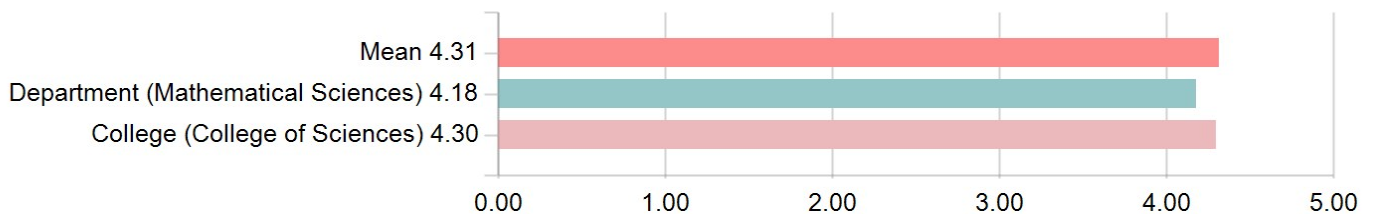
2. My grades up to this point adequately reflect the quality of my performance in this course.



3. The instructor's assessments reflected what was covered in the course.

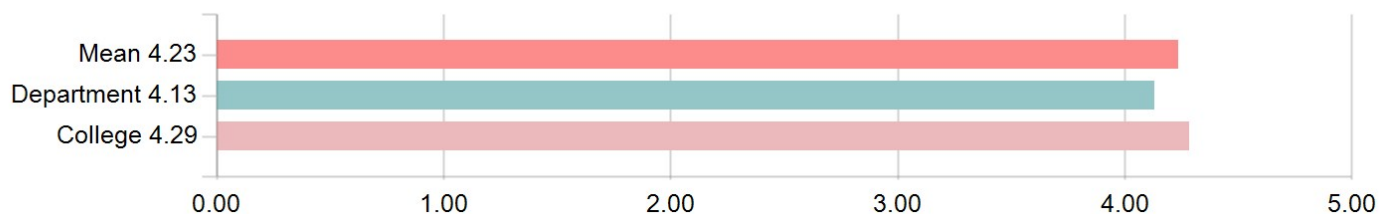


4. The instructor's expectations for assignments were clear.



Instructor Ratings

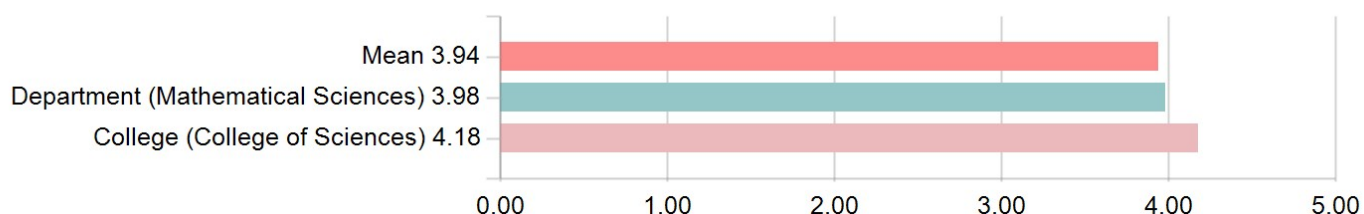
Overall



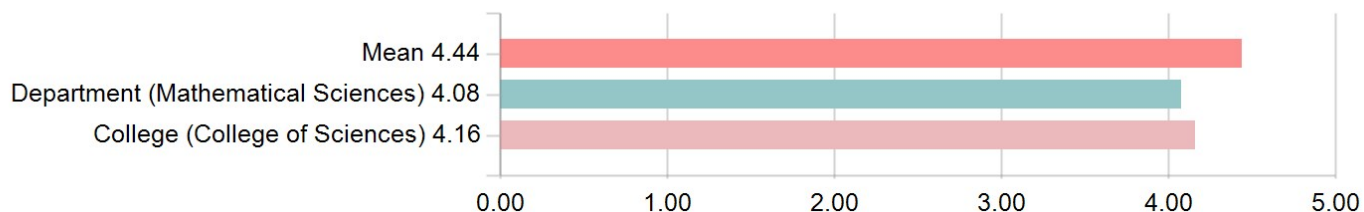
1. The instructor was well prepared for each session.



2. The instructor's explanations were clear.



3. The instructor was concerned with whether or not the students learned the material.



4. The instructor was available for consultation with students.



Ranking Summary

Highest Ranked Items			
1	The instructor's assessments reflected what was covered in the course.	Instructor Items:	4.56
2	The instructor was concerned with whether or not the students learned the material.	Instructor Items:	4.44
3	This course challenged me intellectually.	Course Items:	4.38
Lowest Ranked Items			
1	The course objectives were clear.	Course Items:	3.88
2	The instructor's explanations were clear.	Instructor Items:	3.94
3	The instructor made a significant impact on my understanding of the course content.	Instructor Items:	4.00

Open Ended Comments

List at least two things positive about this course:

Comments
He does go over the content that was in book with everyone and it was shown in the homework assessments which was nice. He also gave a lot of examples that would help clarify the questions.
The Professor is straight to the point when introducing new content, he was always present in class. He goes over homework problems which are really great.
1) Mr.Liu was very helpful and always made sure his students understood the coursework 2) Assignments were not rushed and students had ample time to complete them and ask questions about them
Helps us better understand what our homework is about. Teaches the most critical topics we will see in homework and tests.
1. Practice problems are gone over during class 2. Prof is nice
The web based learning was very convenient and the instructor went over homework problems with us
Clear and detailed lecture slides Instructor is patient and always reply email
1. the test was associated with the lecture 2. does homework question as part of lecture for better understanding
Great explanations and goes over homework that is similar to the exam and explains it well.
1. The class is very organized and Professor Liu mostly stuck to the schedule he provided. 2. Professor Liu always made sure to prepare us for the exams, which reflected the material covered in class.
Two positives were reviewing homework questions and the examples for topics throughout the course.
For assignments, the instructor ensured that everyone had an understanding of how to do the questions by going through multiple examples
I liked how he would record the lectures and let us rewatch the lecture aside from class. I liked his lectures and the way the information was presented.
Went over the homework problems and that really helped with preparing for the exams.

List at least two things that would improve this course:

Comments
adding more homework problems to the course so that it isn't just mostly exam scores so that we could have some room to adjust, so if an exam isn't going well, we could get more scores from homework problems.
Some of the slides felt a little misplaced, like the Professor, was using another Professor's Slideshow without checking through it. This is not really an issue though. I was thinking maybe more homework assignments, but with fewer problems just to divide the homework up as the section goes.
1) I would like to see this course use some form of online homework for the assignments 2) n/a
Go over past exams on what parts students got mostly wrong. Needed to have a summary table of equations based on what we will likely encounter on upcoming tests.
1. Instruction was scattered at times and lacked clarity 2. Grading scales are not balanced
If the instructor could teach the formulas and content of multiple software programs like excel it would have been nicer. Also if the teacher could grade our assignments quicker it would have been nicer because then we could see how well we were understanding the content on exams/assignments.
Exam time is not enough Too much chapters
1. i wish the powerpoint were more clear 2. sometimes he explains concepts way more than needed to
The exams are weighted fairly high but other than that no real things to improve.
1. The first exam could have been organized better. Having to take many screenshots of graphs, scan written work, and then try to organize the work in order was very time consuming and stressful. 2. Explanations for how to do certain calculation on Excel would be very beneficial for those students who use Excel rather than R.
I don't believe there were two things to improve
Sometimes, what was being said was not always clear
I would've preferred this class in person.
Would've preferred this type of course in person

Additional College or Department Questions

This section could be *blank* if there are no additional questions from the College or Department offering this course.

Mathematical Sciences Course Items

	Resp	Strongly Agree	Agree	Neutral	Disagree	Strongly Disagree	Mean	Std Dev	Min	Max
This course was well organized.	16	43.75%	37.50%	18.75%	0.00%	0.00%	4.25	0.77	3.00	5.00
The exams and grading system were fair and efficient.	16	56.25%	31.25%	0.00%	6.25%	6.25%	4.25	1.18	1.00	5.00

Mathematical Sciences Instructor Items

	Resp	Strongly Agree	Agree	Neutral	Disagree	Strongly Disagree	Mean	Std Dev	Min	Max
The instructor helped me understand the course material	16	50.00%	18.75%	31.25%	0.00%	0.00%	4.19	0.91	3.00	5.00
The instructor stimulated my interest in the subject.	16	37.50%	18.75%	31.25%	12.50%	0.00%	3.81	1.11	2.00	5.00
The instructor was accessible and interested in my progress as a student.	16	50.00%	18.75%	25.00%	6.25%	0.00%	4.13	1.02	2.00	5.00
Overall Instructor Evaluation: In general, this instructor is a good teacher.	16	50.00%	25.00%	25.00%	0.00%	0.00%	4.25	0.86	3.00	5.00