



Report for STAT 391-1002 Applied Stat for Biol 115920 Bowen Liu

Project Title: **UNLV Spring 2021 Course Evaluations**

Course Audience: **23**
Responses Received: **8**
Response Ratio: **34.78%**

Creation Date: **Thursday, May 13, 2021**

Overall Course Mean

Competency	Mean
Course Items:	4.08
Instructor Items:	4.09
Total Score	4.08

Evaluation Summary

Course Items

	Resp	Strongly Agree	Agree	Neutral	Disagree	Strongly Disagree	Mean	Std Dev	Min	Max
This course increased my knowledge.	8	37.50%	25.00%	37.50%	0.00%	0.00%	4.00	0.93	3.00	5.00
The course objectives were clear.	8	50.00%	37.50%	12.50%	0.00%	0.00%	4.38	0.74	3.00	5.00
This course provided sufficient opportunity for me to learn.	8	37.50%	25.00%	25.00%	12.50%	0.00%	3.88	1.13	2.00	5.00
This course challenged me intellectually.	8	62.50%	12.50%	12.50%	12.50%	0.00%	4.25	1.16	2.00	5.00
My grades up to this point adequately reflect the quality of my performance in this course.	8	25.00%	37.50%	37.50%	0.00%	0.00%	3.88	0.83	3.00	5.00

Instructor Items

	Resp	Strongly Agree	Agree	Neutral	Disagree	Strongly Disagree	Mean	Std Dev	Min	Max
The instructor was well prepared for each session.	8	50.00%	37.50%	12.50%	0.00%	0.00%	4.38	0.74	3.00	5.00
The instructor's explanations were clear.	8	37.50%	25.00%	25.00%	12.50%	0.00%	3.88	1.13	2.00	5.00
The instructor was concerned with whether or not the students learned the material.	8	37.50%	37.50%	12.50%	0.00%	12.50%	3.88	1.36	1.00	5.00
The instructor was available for consultation with students.	8	37.50%	50.00%	12.50%	0.00%	0.00%	4.25	0.71	3.00	5.00
The instructor's assessments reflected what was covered in the course.	8	37.50%	37.50%	25.00%	0.00%	0.00%	4.13	0.83	3.00	5.00
The instructor made a significant impact on my understanding of the course content.	8	37.50%	25.00%	37.50%	0.00%	0.00%	4.00	0.93	3.00	5.00
The instructor's expectations for assignments were clear.	8	37.50%	37.50%	25.00%	0.00%	0.00%	4.13	0.83	3.00	5.00

Learning Ratings

Learning Subscale

	Resp	Strongly Agree	Agree	Neutral	Disagree	Strongly Disagree	Mean	Std Dev	Min	Max
This course increased my knowledge.	8	37.50%	25.00%	37.50%	0.00%	0.00%	4.00	0.93	3.00	5.00
This course provided sufficient opportunity for me to learn.	8	37.50%	25.00%	25.00%	12.50%	0.00%	3.88	1.13	2.00	5.00
This course challenged me intellectually.	8	62.50%	12.50%	12.50%	12.50%	0.00%	4.25	1.16	2.00	5.00
The instructor made a significant impact on my understanding of the course content.	8	37.50%	25.00%	37.50%	0.00%	0.00%	4.00	0.93	3.00	5.00

Assessment Ratings

Assessment Subscale

	Resp	Strongly Agree	Agree	Neutral	Disagree	Strongly Disagree	Mean	Std Dev	Min	Max
The course objectives were clear.	8	50.00%	37.50%	12.50%	0.00%	0.00%	4.38	0.74	3.00	5.00
My grades up to this point adequately reflect the quality of my performance in this course.	8	25.00%	37.50%	37.50%	0.00%	0.00%	3.88	0.83	3.00	5.00
The instructor's assessments reflected what was covered in the course.	8	37.50%	37.50%	25.00%	0.00%	0.00%	4.13	0.83	3.00	5.00
The instructor's expectations for assignments were clear.	8	37.50%	37.50%	25.00%	0.00%	0.00%	4.13	0.83	3.00	5.00

Instruction Ratings

Instructor Subscale

	Resp	Strongly Agree	Agree	Neutral	Disagree	Strongly Disagree	Mean	Std Dev	Min	Max
The instructor was well prepared for each session.	8	50.00%	37.50%	12.50%	0.00%	0.00%	4.38	0.74	3.00	5.00
The instructor's explanations were clear.	8	37.50%	25.00%	25.00%	12.50%	0.00%	3.88	1.13	2.00	5.00
The instructor was concerned with whether or not the students learned the material.	8	37.50%	37.50%	12.50%	0.00%	12.50%	3.88	1.36	1.00	5.00
The instructor was available for consultation with students.	8	37.50%	50.00%	12.50%	0.00%	0.00%	4.25	0.71	3.00	5.00

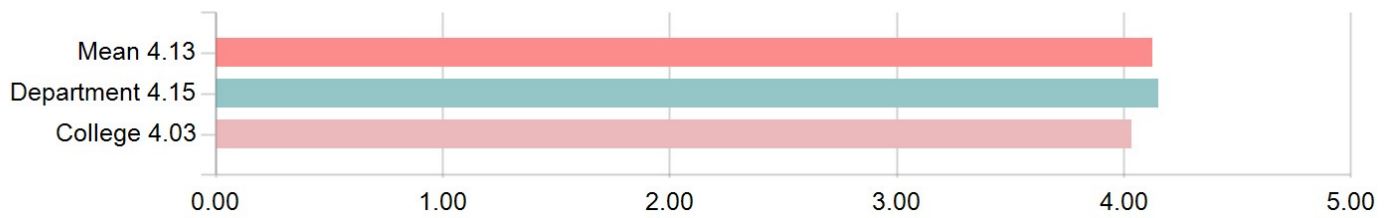
Comparative Response Analysis

Learning Ratings

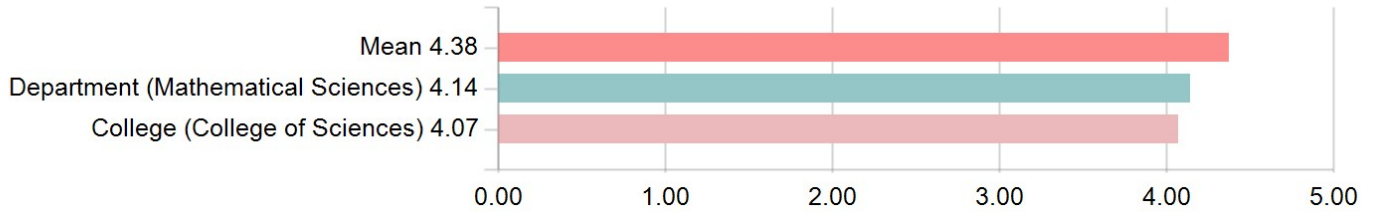


Assessment Ratings

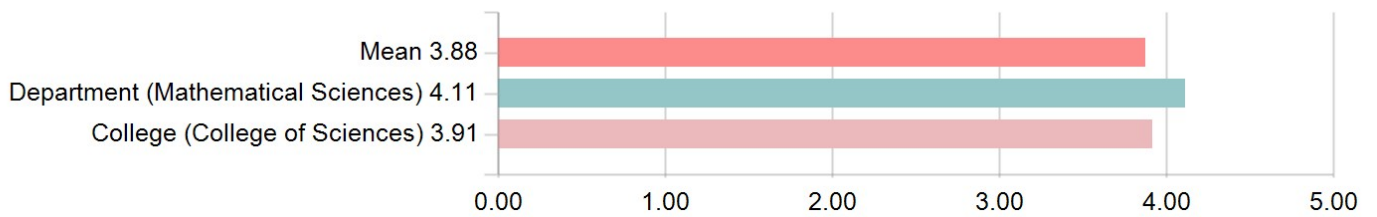
Overall



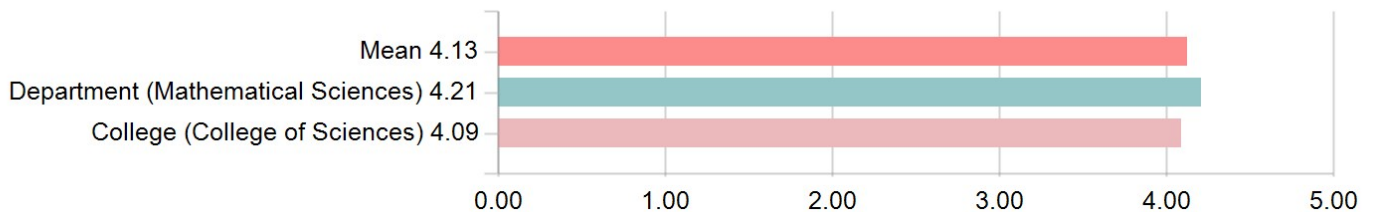
1. The course objectives were clear.



2. My grades up to this point adequately reflect the quality of my performance in this course.



3. The instructor's assessments reflected what was covered in the course.



4. The instructor's expectations for assignments were clear.

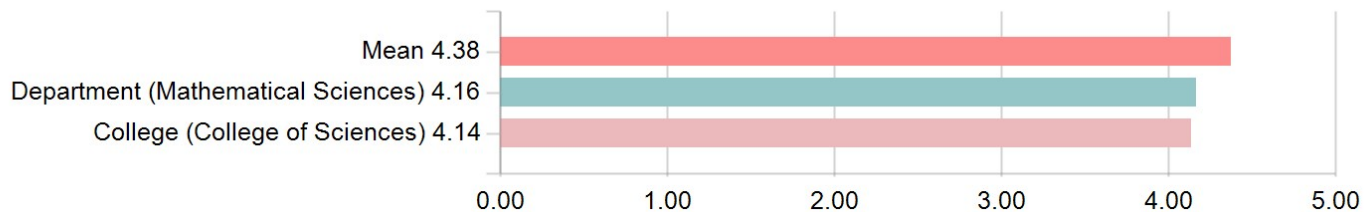


Instructor Ratings

Overall



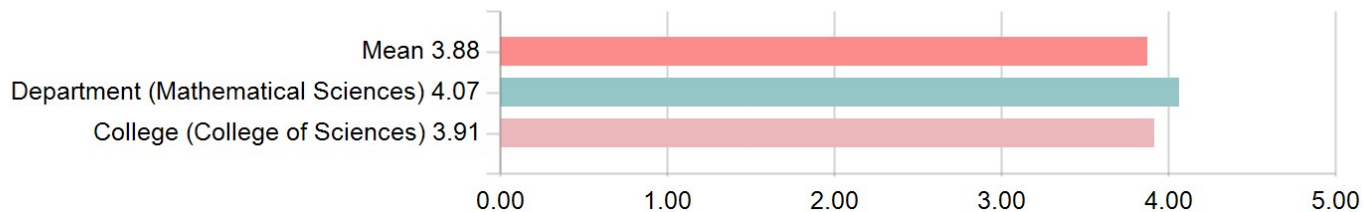
1. The instructor was well prepared for each session.



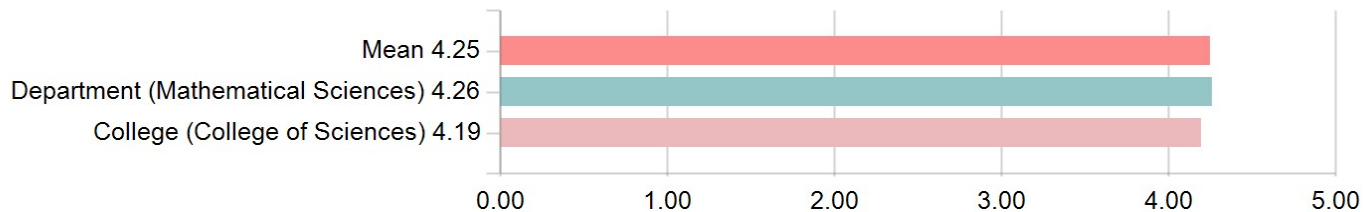
2. The instructor's explanations were clear.



3. The instructor was concerned with whether or not the students learned the material.



4. The instructor was available for consultation with students.



Ranking Summary

Highest Ranked Items			
1	The course objectives were clear.	Course Items:	4.38
2	The instructor was well prepared for each session.	Instructor Items:	4.38
3	This course challenged me intellectually.	Course Items:	4.25
Lowest Ranked Items			
1	This course provided sufficient opportunity for me to learn.	Course Items:	3.88
2	My grades up to this point adequately reflect the quality of my performance in this course.	Course Items:	3.88
3	The instructor's explanations were clear.	Instructor Items:	3.88

Open Ended Comments

List at least two things positive about this course:

Comments
going through problems is great more reasonable homework due dates than what prof. ananda expects
The TA was very clear when explaining statistic concepts and he also helped a lot regarding the homework and any questions students may have.
Two positive things about the course would be that the teacher was always ready to answer questions as well as was considerate of students and had them in mind to make sure they're doing fairly good.
Course was organized and Bowen was available to help.
The instructor explained the homework the way he could. The instructor was able to answer student's question.
I liked how the TA went over challenging problems and also the ones which the students asked. I also liked that the instructor made the quiz problems in the same format which the professor used for exams.

List at least two things that would improve this course:

Comments
pdf versions of examples
I think this course can be improved if there were more reminders regarding office hours, and if there were reviews to help out with the test.
Two things that would improve would be maybe more opportunities for office hours as well as maybe not cutting the Monday discussion class to one class short. The final for Stats is on a Monday and so we have one less discussion class than the Friday one. We were invited to attend the Friday class, but not everyone might be able to go to that one. Other than that, I think the course is fairly good.
Very slow grading, I wasn't sure what my grade was until the end.
The instructor teaching the material in a way that would reflect the tests. Including showing how to do the problems with only a calculator
I would have liked the instructor to go over problems using the methods which the professor preferred for the students to use like using z – tables and t – table instead of R. I would have liked the homework assignments to be graded a little bit earlier so that I would know if I solved the problems using the right method before the exams.

Additional College or Department Questions

This section could be *blank* if there are no additional questions from the College or Department offering this course.

Mathematical Sciences Course Items

	Resp	Strongly Agree	Agree	Neutral	Disagree	Strongly Disagree	Mean	Std Dev	Min	Max
This course was well organized.	8	50.00%	25.00%	25.00%	0.00%	0.00%	4.25	0.89	3.00	5.00
The exams and grading system were fair and efficient.	8	37.50%	37.50%	12.50%	12.50%	0.00%	4.00	1.07	2.00	5.00

Mathematical Sciences Discussion Item:

	Resp	Strongly Agree	Agree	Neutral	Disagree	Strongly Disagree	Mean	Std Dev	Min	Max
The discussion session was well integrated with the lecture.	8	37.50%	37.50%	12.50%	12.50%	0.00%	4.00	1.07	2.00	5.00

Mathematical Sciences Instructor Items

	Resp	Strongly Agree	Agree	Neutral	Disagree	Strongly Disagree	Mean	Std Dev	Min	Max
The instructor helped me understand the course material	8	37.50%	25.00%	37.50%	0.00%	0.00%	4.00	0.93	3.00	5.00
The instructor stimulated my interest in the subject.	8	25.00%	50.00%	12.50%	0.00%	12.50%	3.75	1.28	1.00	5.00
The instructor was accessible and interested in my progress as a student.	8	37.50%	25.00%	25.00%	12.50%	0.00%	3.88	1.13	2.00	5.00
Overall Instructor Evaluation: In general, this instructor is a good teacher.	8	37.50%	50.00%	12.50%	0.00%	0.00%	4.25	0.71	3.00	5.00