



# Report for STAT 391-1003 Applied Stat for Biol 115920 Bowen Liu

Project Title: **UNLV Spring 2021 Course Evaluations**

Course Audience: **21**  
Responses Received: **6**  
Response Ratio: **28.57%**

---

Creation Date: **Thursday, May 13, 2021**

## Overall Course Mean

Competency	Mean
Course Items:	3.57
Instructor Items:	3.69
Total Score	3.63

## Evaluation Summary

### Course Items

	Resp	Strongly Agree	Agree	Neutral	Disagree	Strongly Disagree	Mean	Std Dev	Min	Max
This course increased my knowledge.	6	16.67%	50.00%	16.67%	0.00%	16.67%	3.50	1.38	1.00	5.00
The course objectives were clear.	6	16.67%	50.00%	33.33%	0.00%	0.00%	3.83	0.75	3.00	5.00
This course provided sufficient opportunity for me to learn.	6	16.67%	33.33%	33.33%	16.67%	0.00%	3.50	1.05	2.00	5.00
This course challenged me intellectually.	6	16.67%	50.00%	16.67%	16.67%	0.00%	3.67	1.03	2.00	5.00
My grades up to this point adequately reflect the quality of my performance in this course.	6	16.67%	33.33%	16.67%	33.33%	0.00%	3.33	1.21	2.00	5.00

### Instructor Items

	Resp	Strongly Agree	Agree	Neutral	Disagree	Strongly Disagree	Mean	Std Dev	Min	Max
The instructor was well prepared for each session.	6	16.67%	50.00%	16.67%	0.00%	16.67%	3.50	1.38	1.00	5.00
The instructor's explanations were clear.	6	16.67%	66.67%	0.00%	16.67%	0.00%	3.83	0.98	2.00	5.00
The instructor was concerned with whether or not the students learned the material.	6	33.33%	33.33%	0.00%	16.67%	16.67%	3.50	1.64	1.00	5.00
The instructor was available for consultation with students.	6	33.33%	50.00%	16.67%	0.00%	0.00%	4.17	0.75	3.00	5.00
The instructor's assessments reflected what was covered in the course.	6	16.67%	66.67%	0.00%	0.00%	16.67%	3.67	1.37	1.00	5.00
The instructor made a significant impact on my understanding of the course content.	6	16.67%	33.33%	33.33%	0.00%	16.67%	3.33	1.37	1.00	5.00
The instructor's expectations for assignments were clear.	6	33.33%	33.33%	16.67%	16.67%	0.00%	3.83	1.17	2.00	5.00

## Learning Ratings

### Learning Subscale

	Resp	Strongly Agree	Agree	Neutral	Disagree	Strongly Disagree	Mean	Std Dev	Min	Max
This course increased my knowledge.	6	16.67%	50.00%	16.67%	0.00%	16.67%	3.50	1.38	1.00	5.00
This course provided sufficient opportunity for me to learn.	6	16.67%	33.33%	33.33%	16.67%	0.00%	3.50	1.05	2.00	5.00
This course challenged me intellectually.	6	16.67%	50.00%	16.67%	16.67%	0.00%	3.67	1.03	2.00	5.00
The instructor made a significant impact on my understanding of the course content.	6	16.67%	33.33%	33.33%	0.00%	16.67%	3.33	1.37	1.00	5.00

## Assessment Ratings

### Assessment Subscale

	Resp	Strongly Agree	Agree	Neutral	Disagree	Strongly Disagree	Mean	Std Dev	Min	Max
The course objectives were clear.	6	16.67%	50.00%	33.33%	0.00%	0.00%	3.83	0.75	3.00	5.00
My grades up to this point adequately reflect the quality of my performance in this course.	6	16.67%	33.33%	16.67%	33.33%	0.00%	3.33	1.21	2.00	5.00
The instructor's assessments reflected what was covered in the course.	6	16.67%	66.67%	0.00%	0.00%	16.67%	3.67	1.37	1.00	5.00
The instructor's expectations for assignments were clear.	6	33.33%	33.33%	16.67%	16.67%	0.00%	3.83	1.17	2.00	5.00

## Instruction Ratings

### Instructor Subscale

	Resp	Strongly Agree	Agree	Neutral	Disagree	Strongly Disagree	Mean	Std Dev	Min	Max
The instructor was well prepared for each session.	6	16.67%	50.00%	16.67%	0.00%	16.67%	3.50	1.38	1.00	5.00
The instructor's explanations were clear.	6	16.67%	66.67%	0.00%	16.67%	0.00%	3.83	0.98	2.00	5.00
The instructor was concerned with whether or not the students learned the material.	6	33.33%	33.33%	0.00%	16.67%	16.67%	3.50	1.64	1.00	5.00
The instructor was available for consultation with students.	6	33.33%	50.00%	16.67%	0.00%	0.00%	4.17	0.75	3.00	5.00

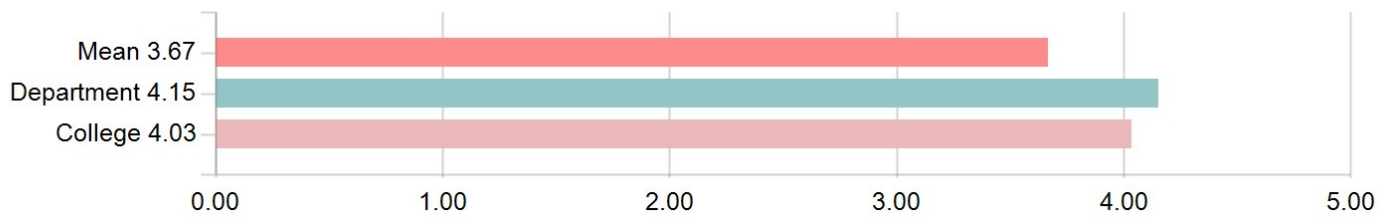
## Comparative Response Analysis

### Learning Ratings

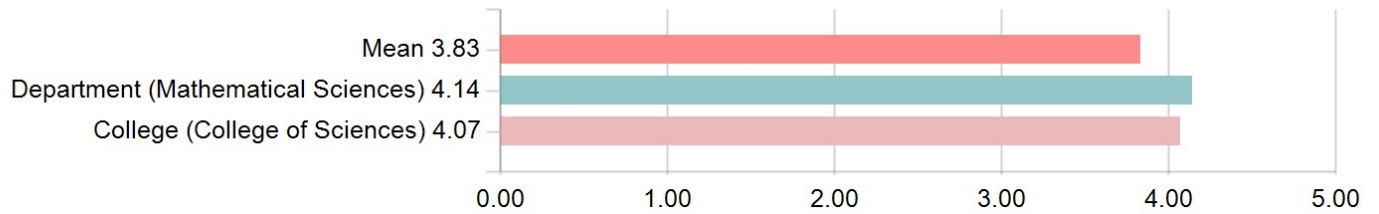


## Assessment Ratings

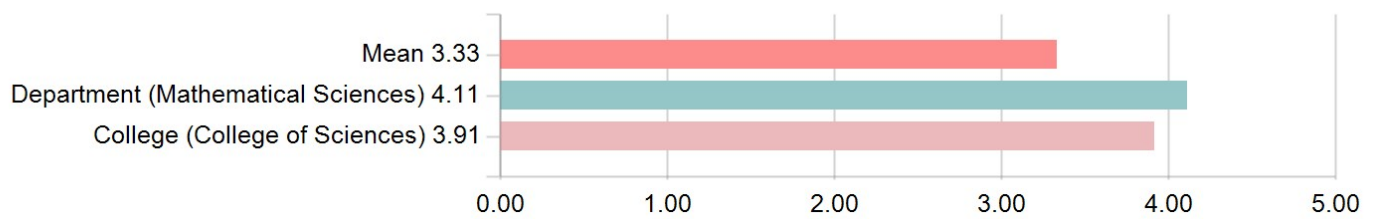
### Overall



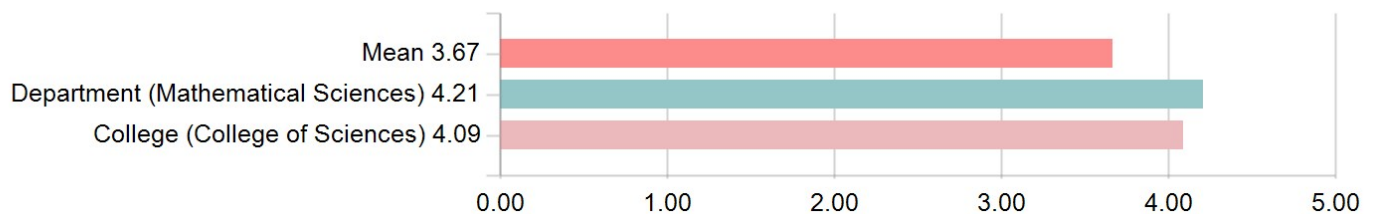
### 1. The course objectives were clear.



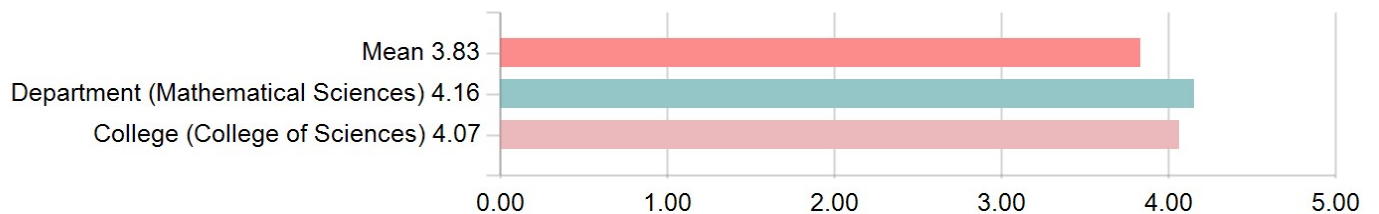
### 2. My grades up to this point adequately reflect the quality of my performance in this course.



### 3. The instructor's assessments reflected what was covered in the course.

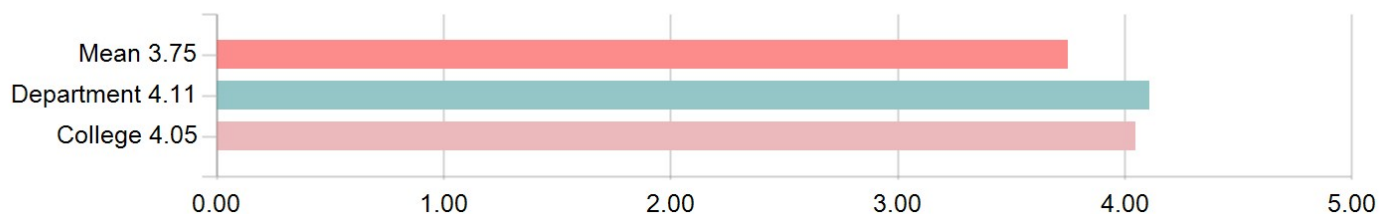


### 4. The instructor's expectations for assignments were clear.



## Instructor Ratings

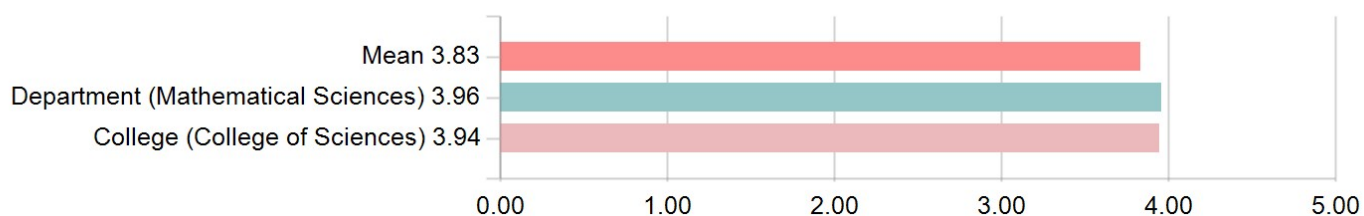
### Overall



### 1. The instructor was well prepared for each session.



### 2. The instructor's explanations were clear.



### 3. The instructor was concerned with whether or not the students learned the material.



### 4. The instructor was available for consultation with students.



## Ranking Summary

Highest Ranked Items			
1	The instructor was available for consultation with students.	Instructor Items:	4.17
2	The course objectives were clear.	Course Items:	3.83
3	The instructor's explanations were clear.	Instructor Items:	3.83
Lowest Ranked Items			
1	My grades up to this point adequately reflect the quality of my performance in this course.	Course Items:	3.33
2	The instructor made a significant impact on my understanding of the course content.	Instructor Items:	3.33
3	This course increased my knowledge.	Course Items:	3.50

## Open Ended Comments

List at least two things positive about this course:

Comments
The TA was nice. The homework was straight forward to do, but the grading wasn't consistent.
<ul style="list-style-type: none"><li>– able to ask any homework questions we had trouble on</li><li>– explains everything clearly</li></ul>
Explanation
Quizzes
I didn't finish
The instructor tried to make the material easier to understand and explained material thoroughly. Instructor was always available to answer questions and help with assignments.

List at least two things that would improve this course:

Comments
There needs to be more communication between the discussion and the class. All he would show would be how to do the problems in a web program while all of our exams didn't allow you to use it. Wasn't sure how I was being graded on the homework or the quizzes so I couldn't assess how I was doing in the class overall.
<ul style="list-style-type: none"><li>– grade the homework assignments quick before the exams instead of waiting till the end of the semester</li><li>– teach more handwritten steps instead of using R program to solve problems because on the exam we can't use R softwares</li></ul>
Homework
Communication with Professor
Not much to say about improving, I think you did great!



## Additional College or Department Questions

This section could be *blank* if there are no additional questions from the College or Department offering this course.

### Mathematical Sciences Course Items

	Resp	Strongly Agree	Agree	Neutral	Disagree	Strongly Disagree	Mean	Std Dev	Min	Max
This course was well organized.	6	16.67%	50.00%	16.67%	0.00%	16.67%	3.50	1.38	1.00	5.00
The exams and grading system were fair and efficient.	6	16.67%	50.00%	16.67%	16.67%	0.00%	3.67	1.03	2.00	5.00

### Mathematical Sciences Discussion Item:

	Resp	Strongly Agree	Agree	Neutral	Disagree	Strongly Disagree	Mean	Std Dev	Min	Max
The discussion session was well integrated with the lecture.	6	16.67%	33.33%	33.33%	0.00%	16.67%	3.33	1.37	1.00	5.00

### Mathematical Sciences Instructor Items

	Resp	Strongly Agree	Agree	Neutral	Disagree	Strongly Disagree	Mean	Std Dev	Min	Max
The instructor helped me understand the course material	6	33.33%	16.67%	33.33%	0.00%	16.67%	3.50	1.52	1.00	5.00
The instructor stimulated my interest in the subject.	6	0.00%	16.67%	66.67%	0.00%	16.67%	2.83	0.98	1.00	4.00
The instructor was accessible and interested in my progress as a student.	6	0.00%	33.33%	50.00%	16.67%	0.00%	3.17	0.75	2.00	4.00
Overall Instructor Evaluation: In general, this instructor is a good teacher.	6	16.67%	50.00%	33.33%	0.00%	0.00%	3.83	0.75	3.00	5.00