



Report for STAT 391-1004 Applied Stat for Biol 115920 Bowen Liu

Project Title: **UNLV Spring 2021 Course Evaluations**

Course Audience: **23**
Responses Received: **6**
Response Ratio: **26.09%**

Creation Date: **Thursday, May 13, 2021**

Overall Course Mean

Competency	Mean
Course Items:	3.83
Instructor Items:	3.93
Total Score	3.88

Evaluation Summary

Course Items

	Resp	Strongly Agree	Agree	Neutral	Disagree	Strongly Disagree	Mean	Std Dev	Min	Max
This course increased my knowledge.	6	0.00%	66.67%	0.00%	33.33%	0.00%	3.33	1.03	2.00	4.00
The course objectives were clear.	6	33.33%	50.00%	16.67%	0.00%	0.00%	4.17	0.75	3.00	5.00
This course provided sufficient opportunity for me to learn.	6	16.67%	50.00%	16.67%	0.00%	16.67%	3.50	1.38	1.00	5.00
This course challenged me intellectually.	6	16.67%	66.67%	0.00%	16.67%	0.00%	3.83	0.98	2.00	5.00
My grades up to this point adequately reflect the quality of my performance in this course.	6	50.00%	33.33%	16.67%	0.00%	0.00%	4.33	0.82	3.00	5.00

Instructor Items

	Resp	Strongly Agree	Agree	Neutral	Disagree	Strongly Disagree	Mean	Std Dev	Min	Max
The instructor was well prepared for each session.	6	0.00%	33.33%	16.67%	50.00%	0.00%	2.83	0.98	2.00	4.00
The instructor's explanations were clear.	6	16.67%	33.33%	16.67%	33.33%	0.00%	3.33	1.21	2.00	5.00
The instructor was concerned with whether or not the students learned the material.	6	50.00%	50.00%	0.00%	0.00%	0.00%	4.50	0.55	4.00	5.00
The instructor was available for consultation with students.	6	83.33%	16.67%	0.00%	0.00%	0.00%	4.83	0.41	4.00	5.00
The instructor's assessments reflected what was covered in the course.	6	50.00%	16.67%	16.67%	16.67%	0.00%	4.00	1.26	2.00	5.00
The instructor made a significant impact on my understanding of the course content.	6	33.33%	33.33%	16.67%	16.67%	0.00%	3.83	1.17	2.00	5.00
The instructor's expectations for assignments were clear.	6	16.67%	83.33%	0.00%	0.00%	0.00%	4.17	0.41	4.00	5.00

Learning Ratings

Learning Subscale

	Resp	Strongly Agree	Agree	Neutral	Disagree	Strongly Disagree	Mean	Std Dev	Min	Max
This course increased my knowledge.	6	0.00%	66.67%	0.00%	33.33%	0.00%	3.33	1.03	2.00	4.00
This course provided sufficient opportunity for me to learn.	6	16.67%	50.00%	16.67%	0.00%	16.67%	3.50	1.38	1.00	5.00
This course challenged me intellectually.	6	16.67%	66.67%	0.00%	16.67%	0.00%	3.83	0.98	2.00	5.00
The instructor made a significant impact on my understanding of the course content.	6	33.33%	33.33%	16.67%	16.67%	0.00%	3.83	1.17	2.00	5.00

Assessment Ratings

Assessment Subscale

	Resp	Strongly Agree	Agree	Neutral	Disagree	Strongly Disagree	Mean	Std Dev	Min	Max
The course objectives were clear.	6	33.33%	50.00%	16.67%	0.00%	0.00%	4.17	0.75	3.00	5.00
My grades up to this point adequately reflect the quality of my performance in this course.	6	50.00%	33.33%	16.67%	0.00%	0.00%	4.33	0.82	3.00	5.00
The instructor's assessments reflected what was covered in the course.	6	50.00%	16.67%	16.67%	16.67%	0.00%	4.00	1.26	2.00	5.00
The instructor's expectations for assignments were clear.	6	16.67%	83.33%	0.00%	0.00%	0.00%	4.17	0.41	4.00	5.00

Instruction Ratings

Instructor Subscale

	Resp	Strongly Agree	Agree	Neutral	Disagree	Strongly Disagree	Mean	Std Dev	Min	Max
The instructor was well prepared for each session.	6	0.00%	33.33%	16.67%	50.00%	0.00%	2.83	0.98	2.00	4.00
The instructor's explanations were clear.	6	16.67%	33.33%	16.67%	33.33%	0.00%	3.33	1.21	2.00	5.00
The instructor was concerned with whether or not the students learned the material.	6	50.00%	50.00%	0.00%	0.00%	0.00%	4.50	0.55	4.00	5.00
The instructor was available for consultation with students.	6	83.33%	16.67%	0.00%	0.00%	0.00%	4.83	0.41	4.00	5.00

Comparative Response Analysis

Learning Ratings

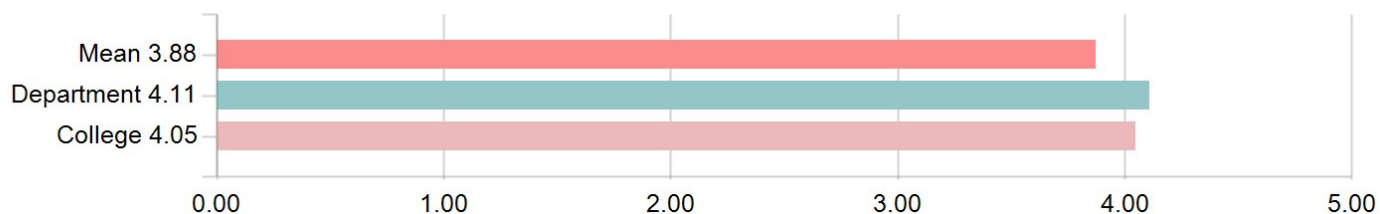


Assessment Ratings



Instructor Ratings

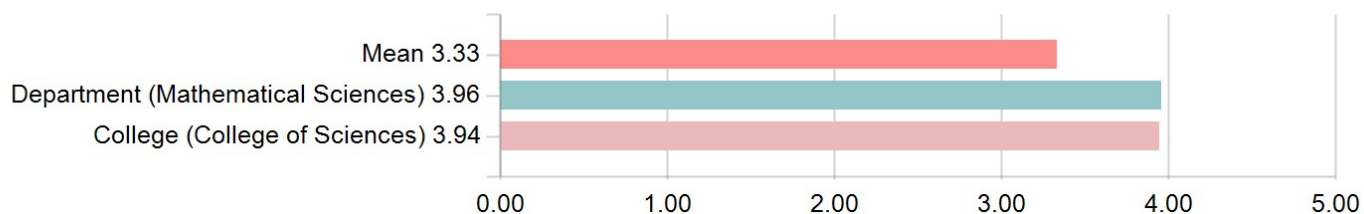
Overall



1. The instructor was well prepared for each session.



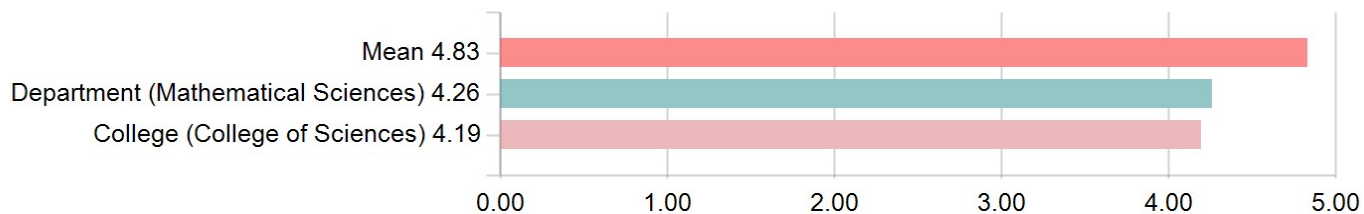
2. The instructor's explanations were clear.



3. The instructor was concerned with whether or not the students learned the material.



4. The instructor was available for consultation with students.



Ranking Summary

Highest Ranked Items			
1	The instructor was available for consultation with students.	Instructor Items:	4.83
2	The instructor was concerned with whether or not the students learned the material.	Instructor Items:	4.50
3	My grades up to this point adequately reflect the quality of my performance in this course.	Course Items:	4.33
Lowest Ranked Items			
1	The instructor was well prepared for each session.	Instructor Items:	2.83
2	This course increased my knowledge.	Course Items:	3.33
3	The instructor's explanations were clear.	Instructor Items:	3.33

Open Ended Comments

List at least two things positive about this course:

Comments
The instructor was already understandable and clear in course material he was covering.
The discussion helped me understand what i did not understand in the class, the TA was very accessible
<ul style="list-style-type: none">– This instructor taught me statistics BETTER than my current lecture professor!!– He goes over homework problems in detail.– He regularly updates us on what quizzes and homework would be due and makes sure we are on track with our lecture professor.– He gave us options on how to calculate statistics (by the calculator, the R program, or manually).
When going over some of the homework questions in class, the steps on how to do the problems were very detailed, which helped give me a better understanding. At first, I was not sure of why he was giving so much detail about the R software and other software programs, but now it makes sense because they are programs that we may utilize in our future careers.
The instructor went over homework problems and always got back to my emails in a reasonable time with lengthy explanation. Introduced a program called R, which may be useful in the future if working in a professional lab.

List at least two things that would improve this course:

Comments
the ways of solving problems in the discussion were often not what the lecture professor expected on exams, the TA hyperfocused on programs that we also could not use on exams.
<ul style="list-style-type: none">– He should grade our assignments sooner than later so that I would know what I got wrong. I did not appreciate having to wait for him to input our grades, especially when it is nearing the end of the semester.– He focused too much on R when he should not have taught us to use R if our lecture professor did not allow us to use them on our exams and work. He should have focused more on doing work manually with a non–graphing calculator.– This instructor should discuss with our lecture professor on students' progress and what they should work better on. I felt like they were not on the same page several times throughout the semester.
Two things that would improve this course would be to: go over more homework problems and offer face–to–face instruction, in order for students to ask more questions and clarify any confusion they may have.
Discussion should be more structured and add to what I need to learn in lecture. I don't believe this course needs discussion – seemed irrelevant.

Additional College or Department Questions

This section could be *blank* if there are no additional questions from the College or Department offering this course.

Mathematical Sciences Course Items

	Resp	Strongly Agree	Agree	Neutral	Disagree	Strongly Disagree	Mean	Std Dev	Min	Max
This course was well organized.	6	0.00%	66.67%	0.00%	33.33%	0.00%	3.33	1.03	2.00	4.00
The exams and grading system were fair and efficient.	6	33.33%	50.00%	16.67%	0.00%	0.00%	4.17	0.75	3.00	5.00

Mathematical Sciences Discussion Item:

	Resp	Strongly Agree	Agree	Neutral	Disagree	Strongly Disagree	Mean	Std Dev	Min	Max
The discussion session was well integrated with the lecture.	6	0.00%	33.33%	16.67%	16.67%	33.33%	2.50	1.38	1.00	4.00

Mathematical Sciences Instructor Items

	Resp	Strongly Agree	Agree	Neutral	Disagree	Strongly Disagree	Mean	Std Dev	Min	Max
The instructor helped me understand the course material	6	33.33%	50.00%	16.67%	0.00%	0.00%	4.17	0.75	3.00	5.00
The instructor stimulated my interest in the subject.	6	0.00%	50.00%	16.67%	16.67%	16.67%	3.00	1.26	1.00	4.00
The instructor was accessible and interested in my progress as a student.	6	83.33%	16.67%	0.00%	0.00%	0.00%	4.83	0.41	4.00	5.00
Overall Instructor Evaluation: In general, this instructor is a good teacher.	6	0.00%	100.00%	0.00%	0.00%	0.00%	4.00	0.00	4.00	4.00