



# Report for STAT 391-1008 Applied Stat for Biol 115920 Bowen Liu

Project Title: **UNLV Spring 2021 Course Evaluations**

Course Audience: **18**  
Responses Received: **5**  
Response Ratio: **27.78%**

---

Creation Date: **Thursday, May 13, 2021**

## Overall Course Mean

Competency	Mean
Course Items:	4.28
Instructor Items:	4.49
Total Score	4.38

## Evaluation Summary

### Course Items

	Resp	Strongly Agree	Agree	Neutral	Disagree	Strongly Disagree	Mean	Std Dev	Min	Max
This course increased my knowledge.	5	40.00%	40.00%	20.00%	0.00%	0.00%	4.20	0.84	3.00	5.00
The course objectives were clear.	5	60.00%	40.00%	0.00%	0.00%	0.00%	4.60	0.55	4.00	5.00
This course provided sufficient opportunity for me to learn.	5	60.00%	0.00%	40.00%	0.00%	0.00%	4.20	1.10	3.00	5.00
This course challenged me intellectually.	5	40.00%	40.00%	20.00%	0.00%	0.00%	4.20	0.84	3.00	5.00
My grades up to this point adequately reflect the quality of my performance in this course.	5	40.00%	40.00%	20.00%	0.00%	0.00%	4.20	0.84	3.00	5.00

### Instructor Items

	Resp	Strongly Agree	Agree	Neutral	Disagree	Strongly Disagree	Mean	Std Dev	Min	Max
The instructor was well prepared for each session.	5	60.00%	40.00%	0.00%	0.00%	0.00%	4.60	0.55	4.00	5.00
The instructor's explanations were clear.	5	60.00%	40.00%	0.00%	0.00%	0.00%	4.60	0.55	4.00	5.00
The instructor was concerned with whether or not the students learned the material.	5	60.00%	20.00%	20.00%	0.00%	0.00%	4.40	0.89	3.00	5.00
The instructor was available for consultation with students.	5	40.00%	40.00%	20.00%	0.00%	0.00%	4.20	0.84	3.00	5.00
The instructor's assessments reflected what was covered in the course.	5	60.00%	20.00%	20.00%	0.00%	0.00%	4.40	0.89	3.00	5.00
The instructor made a significant impact on my understanding of the course content.	5	60.00%	20.00%	20.00%	0.00%	0.00%	4.40	0.89	3.00	5.00
The instructor's expectations for assignments were clear.	5	80.00%	20.00%	0.00%	0.00%	0.00%	4.80	0.45	4.00	5.00

## Learning Ratings

### Learning Subscale

	Resp	Strongly Agree	Agree	Neutral	Disagree	Strongly Disagree	Mean	Std Dev	Min	Max
This course increased my knowledge.	5	40.00%	40.00%	20.00%	0.00%	0.00%	4.20	0.84	3.00	5.00
This course provided sufficient opportunity for me to learn.	5	60.00%	0.00%	40.00%	0.00%	0.00%	4.20	1.10	3.00	5.00
This course challenged me intellectually.	5	40.00%	40.00%	20.00%	0.00%	0.00%	4.20	0.84	3.00	5.00
The instructor made a significant impact on my understanding of the course content.	5	60.00%	20.00%	20.00%	0.00%	0.00%	4.40	0.89	3.00	5.00

## Assessment Ratings

### Assessment Subscale

	Resp	Strongly Agree	Agree	Neutral	Disagree	Strongly Disagree	Mean	Std Dev	Min	Max
The course objectives were clear.	5	60.00%	40.00%	0.00%	0.00%	0.00%	4.60	0.55	4.00	5.00
My grades up to this point adequately reflect the quality of my performance in this course.	5	40.00%	40.00%	20.00%	0.00%	0.00%	4.20	0.84	3.00	5.00
The instructor's assessments reflected what was covered in the course.	5	60.00%	20.00%	20.00%	0.00%	0.00%	4.40	0.89	3.00	5.00
The instructor's expectations for assignments were clear.	5	80.00%	20.00%	0.00%	0.00%	0.00%	4.80	0.45	4.00	5.00

## Instruction Ratings

### Instructor Subscale

	Resp	Strongly Agree	Agree	Neutral	Disagree	Strongly Disagree	Mean	Std Dev	Min	Max
The instructor was well prepared for each session.	5	60.00%	40.00%	0.00%	0.00%	0.00%	4.60	0.55	4.00	5.00
The instructor's explanations were clear.	5	60.00%	40.00%	0.00%	0.00%	0.00%	4.60	0.55	4.00	5.00
The instructor was concerned with whether or not the students learned the material.	5	60.00%	20.00%	20.00%	0.00%	0.00%	4.40	0.89	3.00	5.00
The instructor was available for consultation with students.	5	40.00%	40.00%	20.00%	0.00%	0.00%	4.20	0.84	3.00	5.00

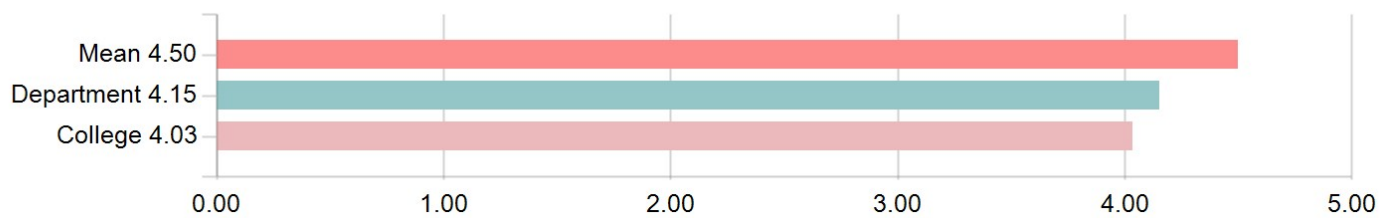
## Comparative Response Analysis

### Learning Ratings

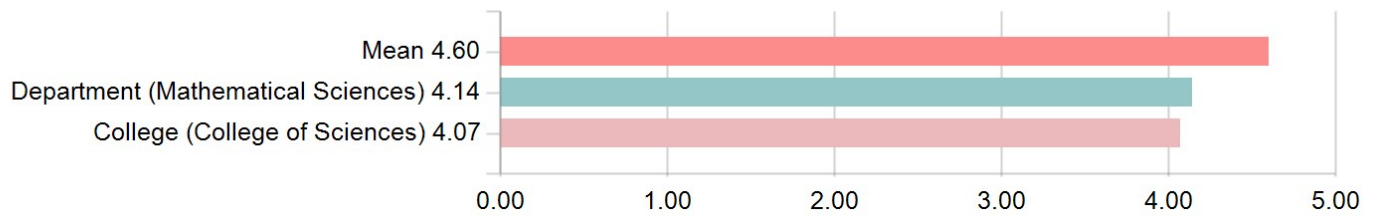


## Assessment Ratings

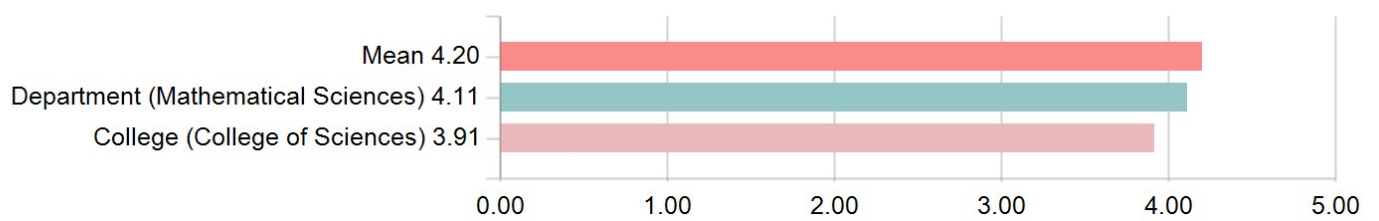
### Overall



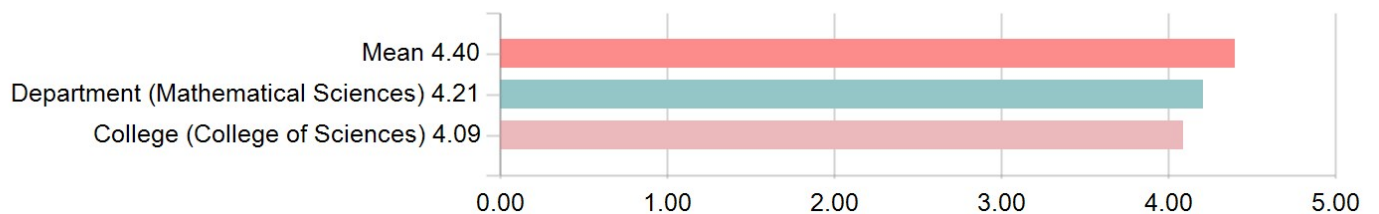
### 1. The course objectives were clear.



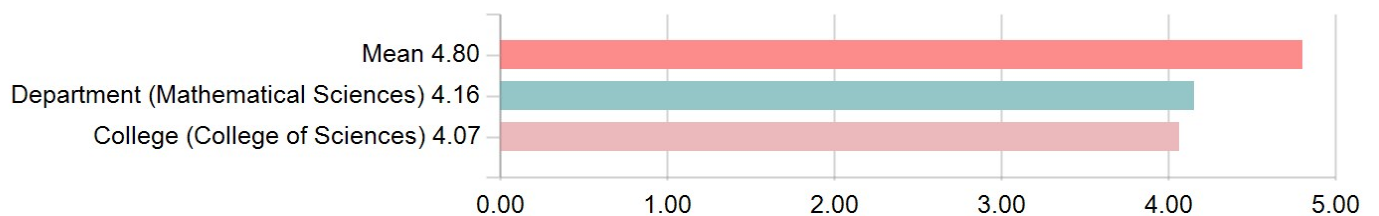
### 2. My grades up to this point adequately reflect the quality of my performance in this course.



### 3. The instructor's assessments reflected what was covered in the course.



### 4. The instructor's expectations for assignments were clear.



## Instructor Ratings



## Ranking Summary

Highest Ranked Items			
1	The instructor's expectations for assignments were clear.	Instructor Items:	4.80
2	The course objectives were clear.	Course Items:	4.60
3	The instructor was well prepared for each session.	Instructor Items:	4.60
Lowest Ranked Items			
1	This course increased my knowledge.	Course Items:	4.20
2	This course provided sufficient opportunity for me to learn.	Course Items:	4.20
3	This course challenged me intellectually.	Course Items:	4.20

---

## Open Ended Comments

List at least two things positive about this course:

Comments
Helped me understand things way better than the teacher, on time
I liked how this TA went over the problems surrounding the topics that we covered. He was very clear and concise with what the problems were expecting. I also liked how he was more open to questions regarding the homework and going over them in class.
Explained material well and was always open to help

List at least two things that would improve this course:

Comments
explain in better detail
I feel that he didn't encourage students to speak up on what they didn't understand I would like to see more student involvement in the future. I also would have liked if he was open to more time outside of class before quizzes.



## Additional College or Department Questions

This section could be *blank* if there are no additional questions from the College or Department offering this course.

### Mathematical Sciences Course Items

	Resp	Strongly Agree	Agree	Neutral	Disagree	Strongly Disagree	Mean	Std Dev	Min	Max
This course was well organized.	5	60.00%	20.00%	20.00%	0.00%	0.00%	4.40	0.89	3.00	5.00
The exams and grading system were fair and efficient.	5	60.00%	40.00%	0.00%	0.00%	0.00%	4.60	0.55	4.00	5.00

### Mathematical Sciences Discussion Item:

	Resp	Strongly Agree	Agree	Neutral	Disagree	Strongly Disagree	Mean	Std Dev	Min	Max
The discussion session was well integrated with the lecture.	5	60.00%	20.00%	0.00%	20.00%	0.00%	4.20	1.30	2.00	5.00

### Mathematical Sciences Instructor Items

	Resp	Strongly Agree	Agree	Neutral	Disagree	Strongly Disagree	Mean	Std Dev	Min	Max
The instructor helped me understand the course material	5	60.00%	20.00%	20.00%	0.00%	0.00%	4.40	0.89	3.00	5.00
The instructor stimulated my interest in the subject.	5	40.00%	20.00%	40.00%	0.00%	0.00%	4.00	1.00	3.00	5.00
The instructor was accessible and interested in my progress as a student.	5	40.00%	20.00%	40.00%	0.00%	0.00%	4.00	1.00	3.00	5.00
Overall Instructor Evaluation: In general, this instructor is a good teacher.	5	60.00%	40.00%	0.00%	0.00%	0.00%	4.60	0.55	4.00	5.00