



Report for STAT 411-1008 Statistical Methods I 115921 Bowen Liu

Project Title: **UNLV Fall 2020 Course Evaluations**

Course Audience: **22**
Responses Received: **7**
Response Ratio: **31.82%**

Creation Date: **Friday, December 18, 2020**

Overall Course Mean

Competency	Mean
Course Items:	3.34
Instructor Items:	3.61
Total Score	3.48

Evaluation Summary

Course Items

	Resp	Strongly Agree	Agree	Neutral	Disagree	Strongly Disagree	Mean	Std Dev	Min	Max
This course increased my knowledge.	7	28.57%	28.57%	14.29%	0.00%	28.57%	3.29	1.70	1.00	5.00
The course objectives were clear.	7	28.57%	0.00%	42.86%	0.00%	28.57%	3.00	1.63	1.00	5.00
This course provided sufficient opportunity for me to learn.	7	28.57%	0.00%	42.86%	14.29%	14.29%	3.14	1.46	1.00	5.00
This course challenged me intellectually.	7	28.57%	14.29%	42.86%	0.00%	14.29%	3.43	1.40	1.00	5.00
My grades up to this point adequately reflect the quality of my performance in this course.	7	14.29%	57.14%	28.57%	0.00%	0.00%	3.86	0.69	3.00	5.00

Instructor Items

	Resp	Strongly Agree	Agree	Neutral	Disagree	Strongly Disagree	Mean	Std Dev	Min	Max
The instructor was well prepared for each session.	7	28.57%	28.57%	28.57%	0.00%	14.29%	3.57	1.40	1.00	5.00
The instructor's explanations were clear.	7	42.86%	0.00%	42.86%	0.00%	14.29%	3.57	1.51	1.00	5.00
The instructor was concerned with whether or not the students learned the material.	7	28.57%	57.14%	14.29%	0.00%	0.00%	4.14	0.69	3.00	5.00
The instructor was available for consultation with students.	7	0.00%	71.43%	14.29%	14.29%	0.00%	3.57	0.79	2.00	4.00
The instructor's assessments reflected what was covered in the course.	7	14.29%	28.57%	42.86%	14.29%	0.00%	3.43	0.98	2.00	5.00
The instructor made a significant impact on my understanding of the course content.	7	42.86%	0.00%	42.86%	0.00%	14.29%	3.57	1.51	1.00	5.00
The instructor's expectations for assignments were clear.	7	0.00%	71.43%	14.29%	0.00%	14.29%	3.43	1.13	1.00	4.00

Learning Ratings

Learning Subscale

	Resp	Strongly Agree	Agree	Neutral	Disagree	Strongly Disagree	Mean	Std Dev	Min	Max
This course increased my knowledge.	7	28.57%	28.57%	14.29%	0.00%	28.57%	3.29	1.70	1.00	5.00
This course provided sufficient opportunity for me to learn.	7	28.57%	0.00%	42.86%	14.29%	14.29%	3.14	1.46	1.00	5.00
This course challenged me intellectually.	7	28.57%	14.29%	42.86%	0.00%	14.29%	3.43	1.40	1.00	5.00
The instructor made a significant impact on my understanding of the course content.	7	42.86%	0.00%	42.86%	0.00%	14.29%	3.57	1.51	1.00	5.00

Assessment Ratings

Assessment Subscale

	Resp	Strongly Agree	Agree	Neutral	Disagree	Strongly Disagree	Mean	Std Dev	Min	Max
The course objectives were clear.	7	28.57%	0.00%	42.86%	0.00%	28.57%	3.00	1.63	1.00	5.00
My grades up to this point adequately reflect the quality of my performance in this course.	7	14.29%	57.14%	28.57%	0.00%	0.00%	3.86	0.69	3.00	5.00
The instructor's assessments reflected what was covered in the course.	7	14.29%	28.57%	42.86%	14.29%	0.00%	3.43	0.98	2.00	5.00
The instructor's expectations for assignments were clear.	7	0.00%	71.43%	14.29%	0.00%	14.29%	3.43	1.13	1.00	4.00

Instruction Ratings

Instructor Subscale

	Resp	Strongly Agree	Agree	Neutral	Disagree	Strongly Disagree	Mean	Std Dev	Min	Max
The instructor was well prepared for each session.	7	28.57%	28.57%	28.57%	0.00%	14.29%	3.57	1.40	1.00	5.00
The instructor's explanations were clear.	7	42.86%	0.00%	42.86%	0.00%	14.29%	3.57	1.51	1.00	5.00
The instructor was concerned with whether or not the students learned the material.	7	28.57%	57.14%	14.29%	0.00%	0.00%	4.14	0.69	3.00	5.00
The instructor was available for consultation with students.	7	0.00%	71.43%	14.29%	14.29%	0.00%	3.57	0.79	2.00	4.00

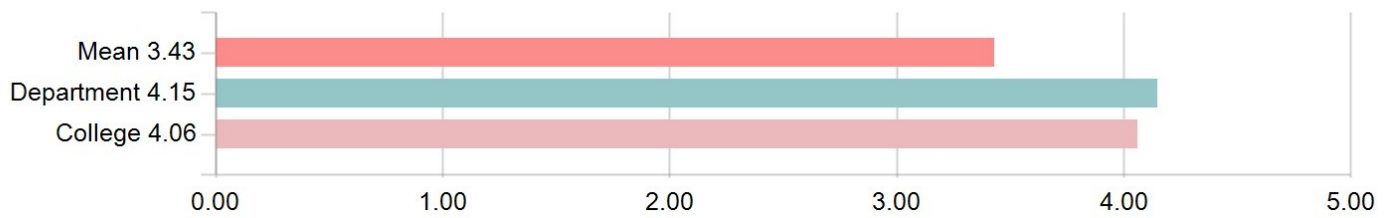
Comparative Response Analysis

Learning Ratings

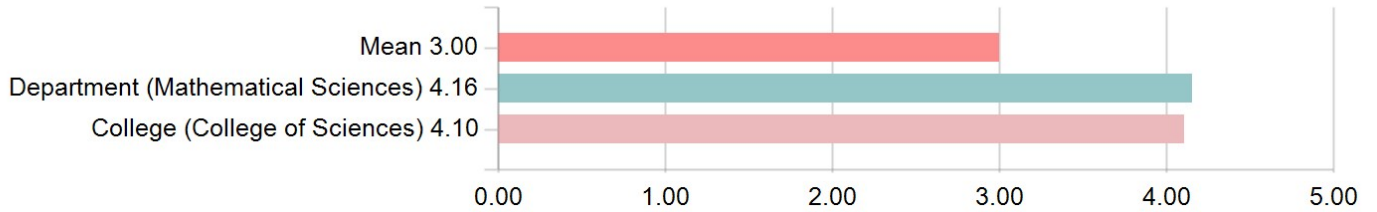


Assessment Ratings

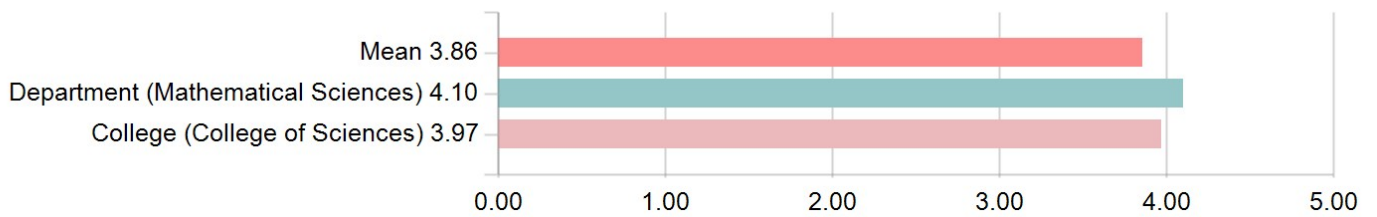
Overall



1. The course objectives were clear.



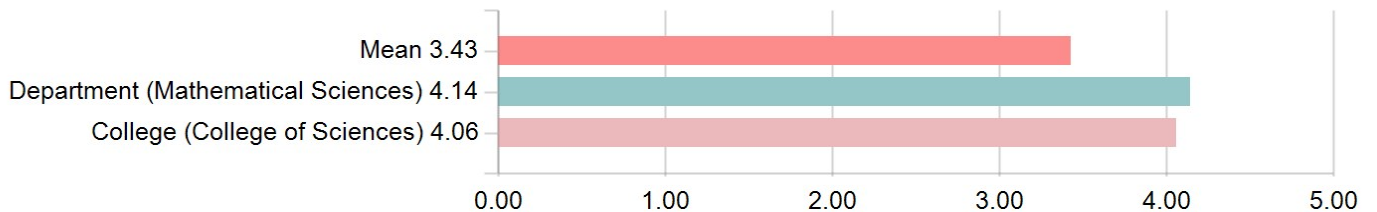
2. My grades up to this point adequately reflect the quality of my performance in this course.



3. The instructor's assessments reflected what was covered in the course.



4. The instructor's expectations for assignments were clear.



Instructor Ratings



Ranking Summary

Highest Ranked Items			
1	The instructor was concerned with whether or not the students learned the material.	Instructor Items:	4.14
2	My grades up to this point adequately reflect the quality of my performance in this course.	Course Items:	3.86
3	The instructor was well prepared for each session.	Instructor Items:	3.57
Lowest Ranked Items			
1	The course objectives were clear.	Course Items:	3.00
2	This course provided sufficient opportunity for me to learn.	Course Items:	3.14
3	This course increased my knowledge.	Course Items:	3.29

Open Ended Comments

List at least two things positive about this course:

Comments
Went over good examples. Explained thoroughly the process on how he got to the answer.
1) The TA was extremely responsive and helpful. 2) Being able to attend either discussion time if necessary was very helpful.
we eventually got our homework graded I guess the professor forgot about quizzes so we only had 2 during the semester
1. The TA's explanations made more sense. 2. I felt that the TA taught us the material better than the course instructor's.
1. This TA was the only reason that I learned any of the course content in this class. 2. His explanations and understanding helped all of the students do better in the lecture section.

List at least two things that would improve this course:

Comments
n/a
1) This course was tied to Jichun Li, it not being tied to Jichun Li would improve it. 2) It took a very long time to get assignments graded, leaving very little time to identify what was necessary to study before exams.
actually have quizzes so that we can make sure we know what the material is grade the homework in a timely fashion, not two days before the exam announce if there is going to be a quiz make office hour times clear
1. Listening to students concerns 2. Not overwhelming students with work
1. Quicker grading. 2. Not having the discussion section on Friday. 3. Most of my complaints (and there are many) will be in the lecture section's evaluation.

Additional College or Department Questions

This section could be *blank* if there are no additional questions from the College or Department offering this course.

Mathematical Sciences Course Items

	Resp	Strongly Agree	Agree	Neutral	Disagree	Strongly Disagree	Mean	Std Dev	Min	Max
This course was well organized.	7	14.29%	28.57%	28.57%	14.29%	14.29%	3.14	1.35	1.00	5.00
The exams and grading system were fair and efficient.	7	14.29%	42.86%	28.57%	0.00%	14.29%	3.43	1.27	1.00	5.00

Mathematical Sciences Discussion Item:

	Resp	Strongly Agree	Agree	Neutral	Disagree	Strongly Disagree	Mean	Std Dev	Min	Max
The discussion session was well integrated with the lecture.	7	14.29%	28.57%	42.86%	0.00%	14.29%	3.29	1.25	1.00	5.00

Mathematical Sciences Instructor Items

	Resp	Strongly Agree	Agree	Neutral	Disagree	Strongly Disagree	Mean	Std Dev	Min	Max
The instructor helped me understand the course material	7	42.86%	14.29%	28.57%	0.00%	14.29%	3.71	1.50	1.00	5.00
The instructor stimulated my interest in the subject.	7	0.00%	28.57%	28.57%	28.57%	14.29%	2.71	1.11	1.00	4.00
The instructor was accessible and interested in my progress as a student.	7	14.29%	28.57%	28.57%	14.29%	14.29%	3.14	1.35	1.00	5.00
Overall Instructor Evaluation: In general, this instructor is a good teacher.	7	14.29%	28.57%	42.86%	0.00%	14.29%	3.29	1.25	1.00	5.00